

Scaled data based on original data using  
LM-79-08 Approved Method: Electrical and Photometric Measurements of Solid-  
State Lighting Products

Test Report Prepared for  
Cooper Lighting Solutions  
(formerly Eaton)

Brand: McGRAW-EDISON

Report Number: P387224

Luminaire Tested: **TT-D5-830-U-5WQ-PM**

Issue Date: 2/18/2020

**Test Information**

Test Method: LM-79-08  
Report Number: P387224  
TEST IS SCALED FROM IESNA LM-79-08 TEST DATA (G3-1908-473-14)  
Test Lab: INNOVATIONS CENTER  
Issue Date: 2/18/2020  
Manufacturer: COOPER LIGHTING SOLUTIONS (FORMERLY EATON)  
Product Line: McGRAW-EDISON  
Catalog Number: TT-D5-830-U-5WQ-PM  
Description: TOPTIER LED SITE LUMINAIRE  
3000K, 80 CRI LEDS AND WIDE DISTRIBUTION  
Light Source: -  
Ballast/Driver: ELECTRONIC DRIVER

**Summary**

Lumens per Lamp: N/A  
Luminaire Lumens: 8483 lumens  
Efficiency: N/A  
Efficacy: 113.6 lumens/watt  
Luminous Opening: Circular (Dia: 1.12' x H: 0')  
IES Classification: Type V - Short  
BUG Rating: B3 - U0 - G2

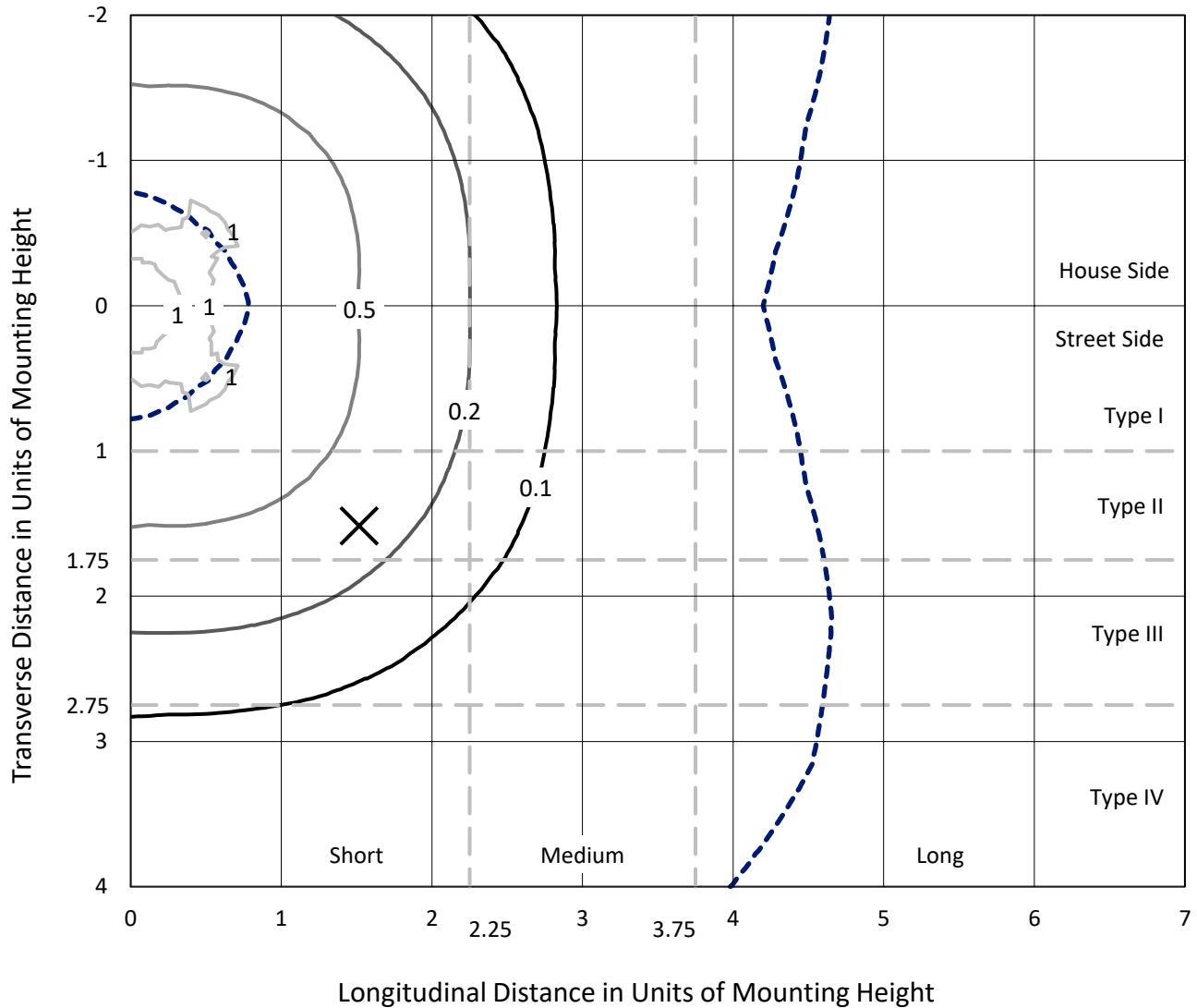
Input Watts (W): 74.7  
Input Voltage (V): NR  
Input Current (Ain): NR  
Voltage Rise (V): NR  
Power Factor: NR  
Total Harmonic Distortion (THDi): NR  
Frequency (hertz): 60  
Stabilization Time: NR  
Operation Time: NR  
Ambient Temperature (°C): NR  
Test Distance: 28.75 FT



REPORT NUMBER: P387224  
 CATALOG NUMBER: TT-D5-830-U-5WQ-PM

### Iso-Footcandle Lines of Horizontal Illumination

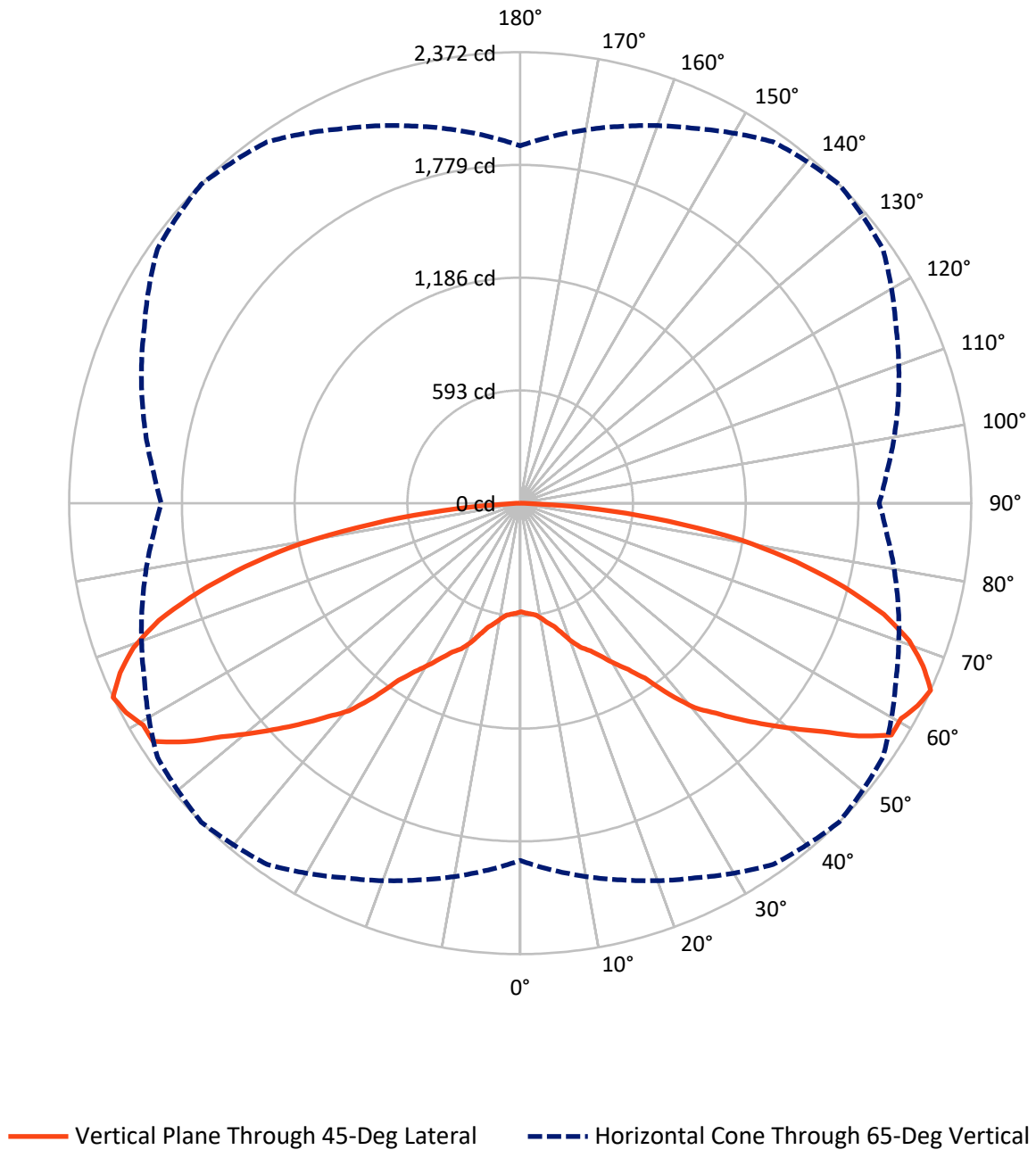
✕ Max cd  
 - - - 1/2 Max cd



Based on 25 foot mounting height. Maximum calculated value = 1 fc  
 Type V - Short - N/A

REPORT NUMBER: P387224  
CATALOG NUMBER: TT-D5-830-U-5WQ-PM

### Luminous Intensity Polar Plot



REPORT NUMBER: P387224

CATALOG NUMBER: TT-D5-830-U-5WQ-PM

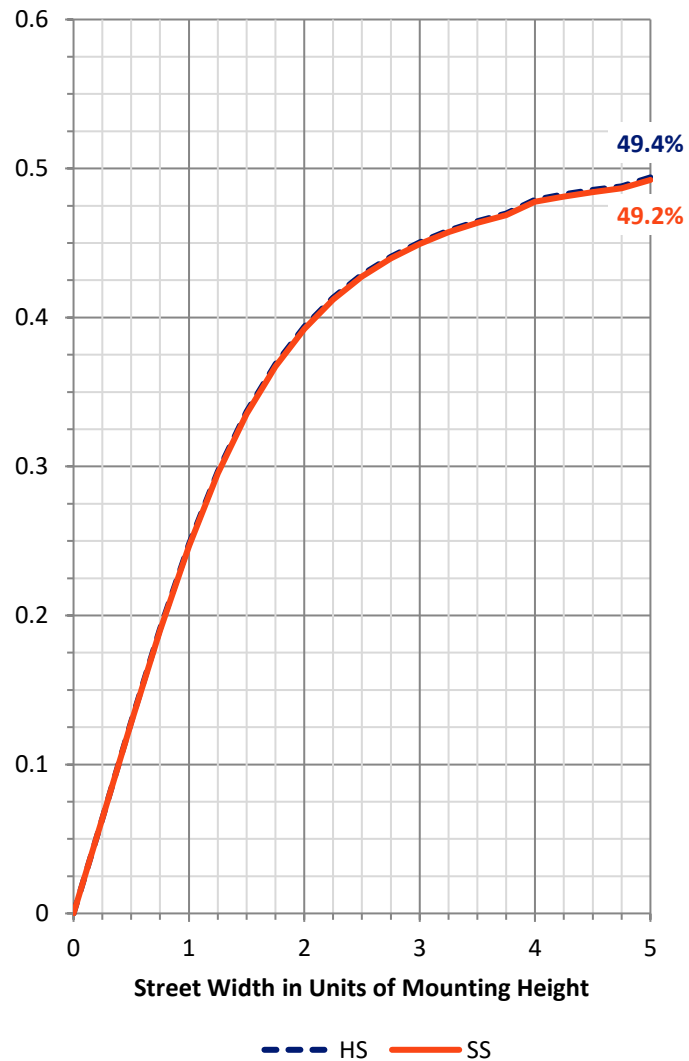
**FLUX DISTRIBUTION:**

		Downward	Upward	Total
<b>House Side</b>	Lumens	4241.5	0.0	4241.5
	% Fixture	50.0	0.0	50.0
<b>Street Side</b>	Lumens	4241.5	0.0	4241.5
	% Fixture	50.0	0.0	50.0
<b>Total</b>	Lumens	8483.0	0.0	8483.0
	% Fixture	100.0	0.0	100.0

**Coefficient of Utilization**

**ZONAL LUMENS:**

Zone	Lumens	% Fixture
0°-10°	56.9	0.7
10°-20°	195.8	2.3
20°-30°	402.1	4.7
30°-40°	714.3	8.4
40°-50°	1204.1	14.2
50°-60°	1776.3	20.9
60°-70°	2084.7	24.6
70°-80°	1624.1	19.1
80°-90°	424.6	5.0
90°-100°	0.0	0.0
100°-110°	0.0	0.0
110°-120°	0.0	0.0
120°-130°	0.0	0.0
130°-140°	0.0	0.0
140°-150°	0.0	0.0
150°-160°	0.0	0.0
160°-170°	0.0	0.0
170°-180°	0.0	0.0
0°-90°	8483.0	100.0
0°-180°	8483.0	100.0



REPORT NUMBER: P387224

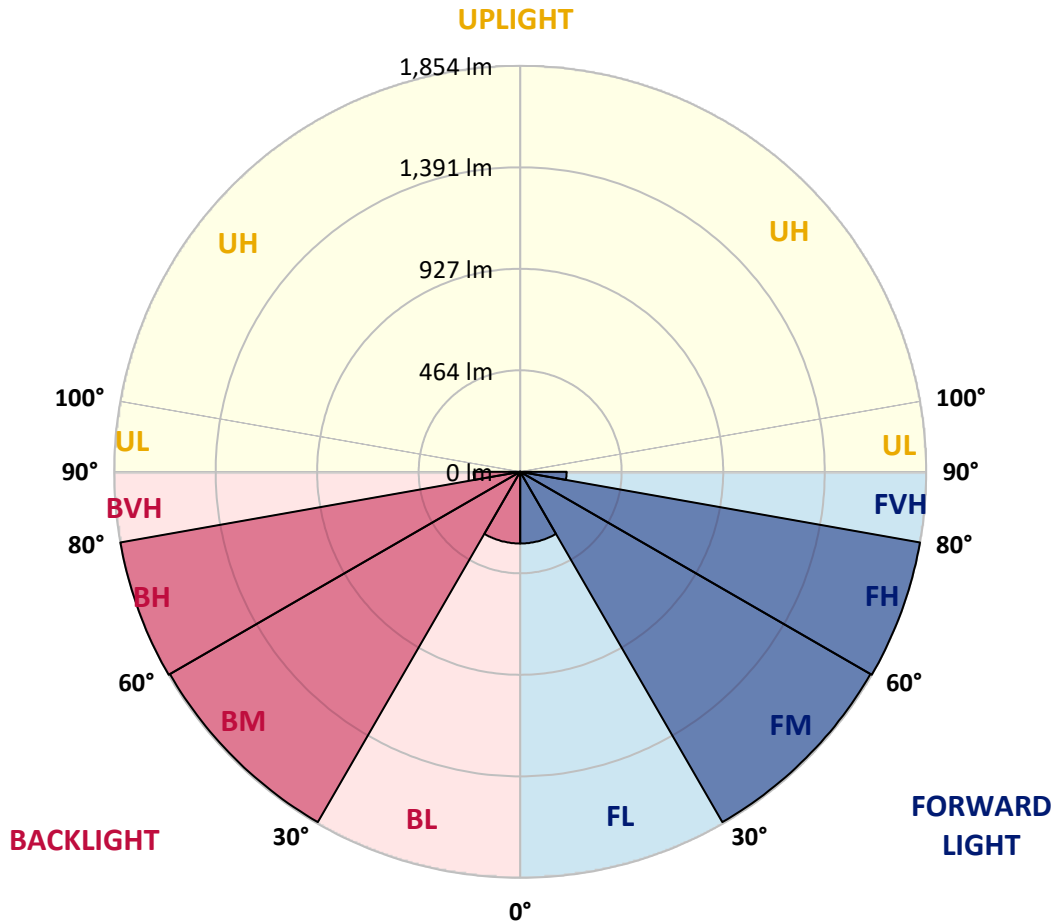
CATALOG NUMBER: TT-D5-830-U-5WQ-PM

**LUMINAIRE CLASSIFICATION SYSTEM LUMEN TABLE AND BUG RATING:**

Zone	Lumens	% Fixture	Zone Rating/Lumen Limit		
			B	U	G
FL (0°-30°)	327.4	3.9			
FM (30°-60°)	1847.4	21.8			
FH (60°-80°)	1854.4	21.9			G2/5000
FVH (80°-90°)	212.3	2.5			G2/225
BL (0°-30°)	327.4	3.9	B1/500		
BM (30°-60°)	1847.4	21.8	B2/2500		
BH (60°-80°)	1854.4	21.9	B3/2500		G2/5000
BVH (80°-90°)	212.3	2.5			G2/225
UL (90°-100°)	0.0	0.0		U0/0	
UH (100°-180°)	0.0	0.0		U0/0	

**BUG Rating: B3-U0-G2**

Type V Short





REPORT NUMBER: P387224  
 CATALOG NUMBER: TT-D5-830-U-5WQ-PM

**CANDELA DISTRIBUTION (FULL):**

	0°	5°	15°	25°	35°	45°	55°	65°	75°	85°	90°
0°	570.9	570.9	570.9	570.9	570.9	570.9	570.9	570.9	570.9	570.9	570.9
2.5°	580.3	580.3	580.3	578.9	578.9	578.9	578.9	580.3	580.3	580.3	580.3
5°	593.6	593.6	590.9	588.3	585.6	585.6	586.9	588.3	589.6	592.3	592.3
7.5°	601.6	601.6	600.3	597.6	593.6	593.6	594.9	597.6	598.9	598.9	597.6
10°	612.3	613.6	617.6	619.0	616.3	616.3	617.6	619.0	616.3	612.3	612.3
12.5°	637.6	639.0	644.3	648.3	648.3	645.6	647.0	649.6	643.0	636.3	637.6
15°	673.6	673.6	675.0	679.0	676.3	673.6	676.3	677.6	673.6	672.3	675.0
17.5°	721.7	721.7	713.7	720.3	721.7	720.3	723.0	716.3	712.3	717.7	720.3
20°	773.7	768.4	764.4	769.7	780.4	776.4	781.7	767.0	763.0	765.7	767.0
22.5°	807.0	811.0	813.7	816.4	831.1	825.7	831.1	815.0	812.4	807.0	803.0
25°	847.1	851.1	867.1	859.1	868.4	860.4	867.1	857.7	863.1	847.1	847.1
27.5°	892.4	900.4	909.8	905.8	917.8	913.8	917.8	904.4	905.8	899.1	896.4
30°	953.8	953.8	951.1	959.1	980.5	977.8	979.1	961.8	949.8	951.1	956.4
32.5°	1015.1	1007.1	1011.1	1035.1	1048.5	1043.2	1045.8	1037.8	1011.1	1005.8	1009.8
35°	1072.5	1084.5	1093.8	1113.9	1132.5	1129.9	1128.5	1115.2	1097.8	1076.5	1069.8
37.5°	1161.9	1175.2	1200.6	1236.6	1269.9	1276.6	1259.3	1241.9	1201.9	1171.2	1155.2
40°	1279.3	1280.6	1309.9	1379.3	1410.0	1415.3	1406.0	1376.6	1315.3	1280.6	1279.3
42.5°	1382.0	1372.6	1420.7	1479.4	1507.4	1510.0	1503.4	1479.4	1420.7	1371.3	1380.6
45°	1462.0	1462.0	1519.4	1566.1	1611.4	1622.1	1610.1	1559.4	1520.7	1463.3	1459.3
47.5°	1535.4	1555.4	1603.4	1660.8	1724.8	1739.5	1724.8	1664.8	1599.4	1556.7	1534.0
50°	1623.4	1647.4	1682.1	1771.5	1843.5	1863.5	1842.2	1776.8	1682.1	1646.1	1632.8
52.5°	1726.1	1746.1	1800.8	1912.9	1966.2	1995.6	1978.3	1915.6	1803.5	1748.8	1738.1
55°	1848.9	1830.2	1915.6	2023.6	2122.3	2161.0	2126.3	2026.3	1928.9	1830.2	1848.9
57.5°	1911.6	1890.2	2010.3	2113.0	2250.4	2301.1	2258.4	2121.0	2010.3	1896.9	1910.2
60°	1916.9	1926.2	2016.9	2185.0	2279.7	2301.1	2287.7	2197.0	2020.9	1934.2	1908.9
62.5°	1900.9	1958.2	2035.6	2209.0	2294.4	2346.4	2301.1	2211.7	2043.6	1967.6	1902.2
65°	1879.5	1936.9	2051.6	2174.3	2319.7	2371.8	2329.1	2181.0	2057.0	1936.9	1887.5
67.5°	1842.2	1822.2	1963.6	2127.7	2254.4	2285.1	2258.4	2130.3	1962.2	1819.5	1846.2
70°	1723.5	1706.1	1827.5	2007.6	2129.0	2171.7	2139.7	2010.3	1830.2	1710.1	1726.1
72.5°	1547.4	1552.7	1670.1	1842.2	1972.9	1999.6	1982.3	1840.9	1676.8	1559.4	1538.0
75°	1342.0	1355.3	1467.3	1623.4	1742.1	1758.2	1740.8	1630.1	1466.0	1363.3	1335.3
77.5°	1103.2	1123.2	1213.9	1370.0	1448.7	1484.7	1456.7	1374.0	1220.6	1128.5	1100.5
80°	855.1	861.7	925.8	1051.2	1155.2	1179.2	1152.5	1055.2	933.8	864.4	844.4
82.5°	560.3	570.9	628.3	724.3	792.4	785.7	792.4	716.3	635.0	568.3	534.9
85°	249.4	270.8	309.5	354.8	398.9	410.9	398.9	360.2	309.5	265.5	260.1
87.5°	17.3	20.0	24.0	25.3	28.0	21.3	21.3	21.3	18.7	21.3	17.3
90°	0.0	0.0	0.0	0.0	0.0	0.0	0.0	0.0	0.0	0.0	0.0

(END OF REPORT)